

○ MUSIC  city COUNSELOR


THANK YOU FOR YOUR  
PURCHASE!



Hey y'all, Laura here! I so appreciate when you please take a moment to leave a review on my resources on my TpT Store. Thanks for your support! Enjoy the resource!

♥ *laura oathout*

LET'S CONNECT!



For helpful ideas, engaging resources, and freebies, please check out my website and membership!

○ ♥ **WEBSITE:** [www.musiccitycounselor.com](http://www.musiccitycounselor.com)

♥ **MEMBERSHIP:** [www.counselorcollab.com](http://www.counselorcollab.com)

# ASCA MINDSETS & BEHAVIORS:

## Mindset Standards:

- M1: Belief in development of whole self, including a healthy balance of mental, social/emotional and physical well-being
- M2: Sense of acceptance, respect, support and inclusion for self and others in the school environment

## Behavior Standards:

- B-SMS 2: Self-discipline and self-control
- B-SMS 7: Effective coping skills
- B-SS 1: Effective oral and written communication skills and listening skills
- B-SS 6: Effective collaboration and cooperation skills
- B-SS 9: Social maturity and behaviors appropriate to the situation and environment



# DIRECTIONS PAGE I:

This lesson will take approximately 45 minutes to teach.

## Recommended Sequence:

1. Review the PowerPoint or digital for Google Slides™ presentation with students.
2. Review (and display) the listening skills posters with students.
3. Divide students into small groups to discuss the discussion cards.
4. Choose a worksheet or coloring page to close the lesson.

## Presentation:

Both a PowerPoint and digital for Google Slides™ presentation are included. This presentation teaches students all about listening skills. After hearing about the troubles in Mr. Kenny's class, students learn 4 reasons why listening skills are important and 9 ways to be a great listener. The presentation closes with 3 reflection questions. Students can "turn and talk" with a partner and then share out their thoughts with the group.

## Posters:

9 instructional posters are included. These are great for reminding students of their listening skills, and for displaying in your space!

# DIRECTIONS PAGE 2:

## Discussion Cards:

12 discussion cards on listening skills are included. Please cut them out. Please divide students into small groups and give them 1-2 cards. Ask them to discuss their card with their small group, then share out with the class.

## Worksheets & Coloring Pages

Assorted worksheets and coloring pages are included to close the lesson. Please choose the ones that best fit the needs and abilities of your students, and the amount of time that you have!

Questions or comments? Please contact me any time at [laura@musiccitycounselor.com](mailto:laura@musiccitycounselor.com). I'm here to help! 😊

PS I SO appreciate when you please take a moment to review my resources on my TpT store. It earns you credits towards future purchases, helps other educators find quality resources, and helps my small business grow!



POSTERS

# 9 Ways To Be A GREAT LISTENER

Look at the person who is talking.



Nod your head and say "yes" and "uh-huh."




Wait your turn and don't interrupt.



Ask questions when you don't understand.



Eliminate distractions.



Use tools like fidgets and balance balls.



Ask for help when you need it.



Take "brain breaks."



Take movement breaks and stretch.







# 9 Ways To Be A GREAT LISTENER

Look at the person who is talking.



# 9 Ways To Be A GREAT LISTENER

Nod your head and say "yes"  
and "uh-huh."






# 9 Ways To Be A GREAT LISTENER

Wait your turn to share.  
Do not interrupt.



# 9 Ways To Be A GREAT LISTENER

Ask questions when you don't understand.





# 9 Ways To Be A GREAT LISTENER

Eliminate distractions. Set up a clean and clear space.



# 9 Ways To Be A GREAT LISTENER

Use tools like fidgets and balance balls to help you focus.





# 9 Ways To Be A GREAT LISTENER

Ask for help when you need it.



# 9 Ways To Be A GREAT LISTENER

Take "brain breaks" when you feel overwhelmed.






# 9 Ways To Be A GREAT LISTENER

Take movement breaks and stretch to get your wiggles out.




# DISCUSSION CARDS





Name two reasons that listening skills are important.

© Music City Counselor




How do listening skills show respect?

© Music City Counselor



How do listening skills help us make and keep friends?

© Music City Counselor




How do listening skills keep us out of trouble?

© Music City Counselor



How do listening skills help us learn?

© Music City Counselor



What do you like to do for movement or "brain breaks?"

© Music City Counselor



What was  
going wrong  
in Mr. Kenny's  
class?

© Music City Counselor




What did  
Mr. Kenny's  
students  
learn?

© Music City Counselor




How can  
you be a  
better  
listener?

© Music City Counselor



How do you  
feel when a  
friend ignores  
you?

© Music City Counselor



How do you  
feel when a  
friend  
interrupts you?

© Music City Counselor



How do you  
feel when a  
friend is a  
great  
listener?

© Music City Counselor



# WORKSHEETS

Name: \_\_\_\_\_

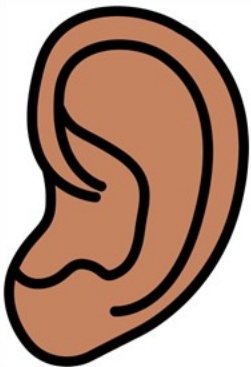
# LISTENING

LOOKS LIKE



..

SOUNDS LIKE



..

FEELS LIKE



..



Name: \_\_\_\_\_

# LISTENING

LOOKS LIKE



..

SOUNDS LIKE



..

FEELS LIKE










..

Name: \_\_\_\_\_

# LISTENING

Circle the students that are being great listeners.










Name: \_\_\_\_\_

# LISTENING


Color the students that are being great listeners.




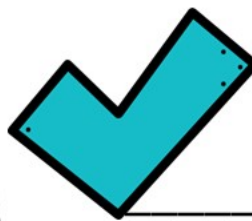
Name: \_\_\_\_\_

# LISTENING

Listening looks like:



3 ways to be a great listener:



Great listening means:






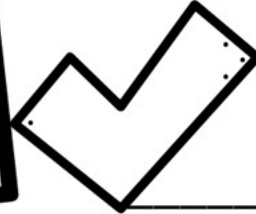
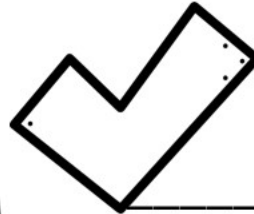
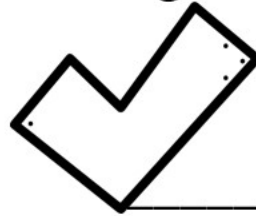
Name: \_\_\_\_\_

# LISTENING

Listening looks like:



3 ways to be a  
great listener:




Great listening means:



Name: \_\_\_\_\_

# LISTENING


Describe how these students are being great listeners.



---

---

---



---

---

---



---

---


---



Name: \_\_\_\_\_

# LISTENING


Describe how these students are being great listeners.



---

---

---



---

---

---



---


---

---

Name: \_\_\_\_\_

# LISTENING

How could these students become great listeners?



---

---

---



---

---

---



---

---


---



Name: \_\_\_\_\_

# LISTENING

How could these students become great listeners?



---

---

---



---

---

---



---

---

---


# COLORING PAGES



Name: \_\_\_\_\_

# LISTENING SKILLS



Look at the person who is talking.



Name: \_\_\_\_\_

# LISTENING SKILLS


Nod your head and say "yes" and "uh-huh" to show that you are listening.



Name: \_\_\_\_\_

# LISTENING SKILLS

Wait your turn and don't interrupt.






Name: \_\_\_\_\_

# LISTENING SKILLS

Ask questions when you don't understand.



Name: \_\_\_\_\_

# LISTENING SKILLS


Eliminate distractions. Set up a clean, clear, and organized space.



Name: \_\_\_\_\_

# LISTENING SKILLS

Use tools like fidgets and balance balls to help you focus.






Name: \_\_\_\_\_

# LISTENING SKILLS


Ask for help when you need it.



Name: \_\_\_\_\_

# LISTENING SKILLS

Take "brain breaks" when you feel  
overwhelmed.



Name: \_\_\_\_\_

# LISTENING SKILLS

Take movement breaks and stretch to  
get your wiggles out.





# ○ TERMS OF USE:

- Make copies for the purchaser's classroom AND share copies with other educators within your school building
- Reference (without distribution) this product in blog posts, seminars, professional development workshops, or other such venues provided there is both credit given to myself as the author and a link back to my TpT store included in the post/presentation

• YOU MAY •

- Claim the work as your own, alter the files in any way, or remove/attempt to remove the copyright
- Share this product with educators outside of your school building
- Repackage, sell, or giveaway this product to others
- Offer to share this product anywhere on the internet as a download or copy

• YOU MAY NOT •



Please contact me any time at [laura@musiccitycounselor.com](mailto:laura@musiccitycounselor.com) with questions, suggestions, resource requests, or comments. I'm here to help and would love to hear from you!

♥ *laura oathout*

THIS RESOURCE WAS MADE POSSIBLE THANKS TO:



LittleRed's  
CLIP ART

TPT Shop: LittleRed